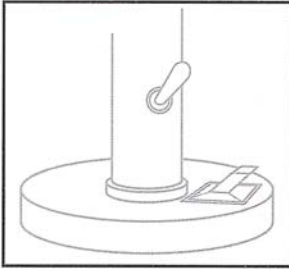
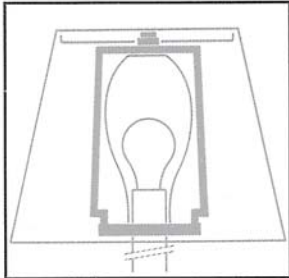


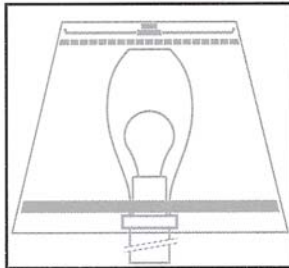
Nessen



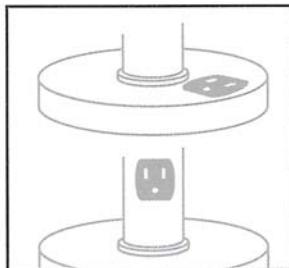
Toggle and paddle switches



Psychiatric cover



Perforated metal disc at top,
plastic disc at bottom



Convenience outlets

LIFECARE, HOSPITAL & INSTITUTIONAL FEATURES

In addition to the modification options noted on the previous pages, the following special features may be incorporated into Nessen lamps intended for senior living, retirement centers, hospital, institutional and other installations where safety and security require special considerations.

SWITCHES, DIMMERS

- Easy-to-operate paddle switches—appropriate for arthritis patients.
- On/Off switches available in solid colors and luminous easy-to-locate orange glow (**PDL SW**)
- Paddle dimmers in solid colors and luminous glow versions. Dimmers not available in fluorescent fixtures. (for fixtures with 4" diam. columns or 2" thick bases). (**PDL DIM**)
- Push button On/Off switches in red, black, ivory (**Push**)
- Toggle switches in chrome, on column or base (**TOG SW**)
- Touch dimmer with Low-Medium-High setting (**Touch**)

FINISHES

Chrome finishes—recommended where harsher cleaning agents are used (**PC, SC**) or Black Crinkle paint (**BLK CRK**)

SHADES & SHADE RELATED

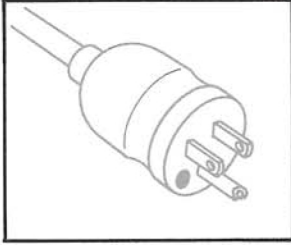
- Harp-style frame. (**Harp**)
- Nesclean shade (washable vinyl available for any shade configuration) (**NESCLEAN**)
- Fire-retardant shades—white linen only. (**FRS**)

RESTRICTED ACCESS FEATURES (MINIMUM SECURITY)

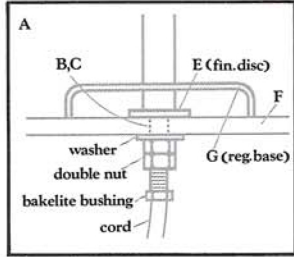
- Locking finial using an allen set screw prevents shade removal and provides restricted access. (**Lock**)
- Perforated metal disc at top of shade. (**Perf**)
- Plastic disc at bottom of shade—diffuses light, discourages unwanted handling. 1/4" thick. (**Disc**)
- Psychiatric cover—polycarbonate bulb enclosure restricts access to bulb and socket area, is virtually indestructible and re-inforced with metal frame—appropriate for psychiatric, Alzheimer and substance abuse installations. Compact fluorescent bulb included. Quad-13. (**Psyc**)

SOCKET, OUTLET

- Porcelain socket—minimizes hazards of over-lamping
- Convenience outlet



Hospital grade 3-conductor cord "green dot"



Extended pipe

CORD

- Hospital grade 3-conductor cord "green dot". (**H3C**)
- Standard grade 3-conductor cord (depending on local codes). (**3C**)

EXTENDED PIPE (EP)

Standard: As specified on catalog page

Optional: A- Most table lamps can be fitted with an extended pipe for through-surface installation . . . this variation conserves work surface space, provides greater stability, minimizes potential for theft and insures integrity of the original design.

B- Standard extended pipe fittings take 1¹/₈" diam. hole, cord exits through bottom (for tables not exceeding 1" thickness)

C- For fixtures using 3-conductor or hospital grade cord, a 1³/₈" diam. hole is required.

D- Specify cord exit through side if cord cannot exit from furniture (eg., end table with drawers)

E- Specify diameter of larger finishing disc if needed for existing grommet holes

F- Specify if longer extension needed for tables thicker than 1"

G- Specify choice of finishing disc or regular base

HOW TO ORDER

Example 1: Table lamp (Catalog Page T 314)

NT972	PC	EP	PDL Dim Luminous	FRS White Linen	H3C
Catalog #	Polished Chrome Finish	Extended Pipe	Paddle Dimmer Luminous	Fire Retardant White Linen Shade	Hospital Grade Cord & Plug

Example 2: Wall lamp (Catalog Page W 303)

NT904	OB	BB	Nesclean SO1	Disc Bottom	Perf Top	Lock
Catalog #	Outlet Box Mounting	Brushed Brass Finish	Nesclean Shade B10", T6 ¹ / ₂ ", H6"	Acrylic Disc Below Shade	Perforated White Metal Disc	Locking Finial